



# District Summary

Select a survey to view

2019-20



Students



Teachers & Staff



Family Members



All Respondents



## Student Climate Survey

What feedback did students have for their school?

### Survey Context

Please note the following as you review these results:

- Only some high schools were required to have their 10th and 12th grades participate in the survey.
- The Adult Respect topic will not show any longitudinal change for the 2019-20 due to survey revisions. Several questions were removed, which means longitudinal data was suppressed.

Show Less

## Student Climate Survey

33,414 responses | show breakdown



Save as PDF

(/washoe/understand/1290654/survey\_results/7689860/printable)










Topic









Percent Favorable ?

Change since 2018-


19



<b>Safety</b>	<b>80%</b>	<b>▼ 3</b>	
<b>SEL Skills: Social Awareness</b>	<b>77%</b>	<b>0</b>	
<b>SEL Skills: Responsible Decision-Making</b>	<b>74%</b>	<b>▼ 1</b>	
<b>SEL Skills: Self-Awareness of Self Concept</b>	<b>73%</b>	<b>▲ 1</b>	
<b>Adult Support</b>	<b>72%</b>	<b>▼ 2</b>	
<b>Adult Respect</b>	<b>71%</b>		
<b>SEL Skills: Self-Awareness of Emotions</b>	<b>71%</b>	<b>0</b>	
<b>Victimization</b>	<b>71%</b>	<b>▲ 6</b> Greatest increase	
<b>SEL Skills: Relationship Skills</b>	<b>70%</b>	<b>▲ 1</b>	

<b>Attitudes Towards Substance Use</b>	<b>69%</b>	<b>▲ 1</b>	
<b>School Participation</b>	<b>69%</b>	<b>▲ 1</b>	
<b>SEL Skills: Self-Management of Goals</b>	<b>60%</b>	<b>▼ 1</b>	
<b>Student Respect</b>	<b>60%</b>	<b>▲ 3</b>	
<b>Student Engagement</b>	<b>57%</b>	<b>▼ 2</b>	
<b>SEL Skills: Self-Management of Schoolwork</b>	<b>56%</b>	<b>▼ 1</b>	
<b>Bullying</b>	<b>54%</b>	<b>0</b>	
<b>SEL Skills: Self-Management of Emotion</b>	<b>54%</b>	<b>▲ 1</b>	

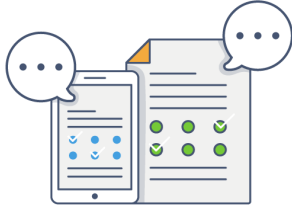
Other Topics

<b>High School</b>			
--------------------	--	--	---

 [View all questions](#)

[\(/washoe/understand/1290654/survey\\_results/7689860#/questions\)](/washoe/understand/1290654/survey_results/7689860#/questions)

 [Take action with Playbook \(https://playbook.panoramaed.com/main\)](https://playbook.panoramaed.com/main)



## Student Climate Survey - Grades 2-4

What feedback did students have for their school?







Grades 2-4

288 responses | [show breakdown](#)



[Save as PDF](#)

[\(/washoe/understand/1290654/survey\\_results/8364476/printable\)](/washoe/understand/1290654/survey_results/8364476/printable)

Topic	Percent Favorable 	
Student Support	65%	
Safe and Respectful School Climate	54%	
Academic Rigor	48%	
Social Emotional Learning (SEL)	27%	

**☰ View all questions**

**(/washoe/understand/1290654/survey\_results/8364476#/questions)**

**🔗 Take action with Playbook (<https://playbook.panoramaed.com/main>)**

Powered by

